





HOW
WE
BUILT
THE
BOWL

DAILY
ZINE
024

“BACKYARD BOWLS WERE THE NEW TREE FORT

happy to tell you what i know.  the 1 ft wide top plate and the grade stakes, four inch (10cm) wide transition templates and a stick marked at the concrete thickness and the compacted gravel depths will help you dig the hole.  in addition to the original plan, i made a couple of diagrams. one was to try and figure out how many templates is to cut to make the top plate. it also shows the radius i used for each part of the shape. the other was me trying to figure out how to shape the walls. how far off a vertical line is the wall as you dig a foot (30cm) sorry this is marked as inches) deeper? i wanted to make the hole as close to the final as possible to avoid needing extra concrete. it's not really possible to put dirt back if you dig too much away. in the end i used a larger radius for my shallow end (5ft) than i show in the diagram but it's close.  since the deep end is 5.5m across, and the transition radius is 1.8m, the distance across shallow is about 1/3 of the low is 4.26m across  so flat is about 1.26m. 1.5m radius transition shapes the waterfall but i think we adjusted that during the pour. i tried to have the shape



the pour. i tried to have the shape as close to the final as possible to avoid needing extra concrete.

we says you can bury
the waterfall contin-

we dug the hole
top plate, installed the
gravel, compacted the
cage in two months. i
away, we piled it
is about half a
yard. i do some

skateparks and know most of the
portland. i traded some of my work and
had a concrete pump and about 12 pro
ers here on pour day. two concrete
bic yards of concrete. they shot all the
finished it in another four. since we
one pour, i didn't need to frame the
helps volunteered. i fed and beared them on pour day and many of them have been
over to skate since.

5, 2009. deck was completed september 5, 2009 (sent to some european, 2010)

one pour. i used to have one pump
in the corner of the walls in the deep end.
with shovels, installed the
drain, put in 4 inches of
gravel, and tied the rebar
didn't have any dirt hauled
up around the hole. the deck
water higher than the
work for dreamland
skatepark builders in
paid for the gas. we
skatepark build-

trucks brought the 18 cu -
concrete in about four hours and
was able to do the whole thing in
flat separately. a no sense! many of my
one day a month after pour day. july
(sent to some european, 2010)



“I DON’T KNOW,
SKATE-
BOARDING
AT 50?
SKATEBOARD-
ING AT 60?”



A 43 YEAR-OLD MC, STACEY JENKINS O.T.

HOW
WE
BUILT
THE
BOWL

DAILY
ZINE
024